

# Queen Anne-Magnolia

monthly report

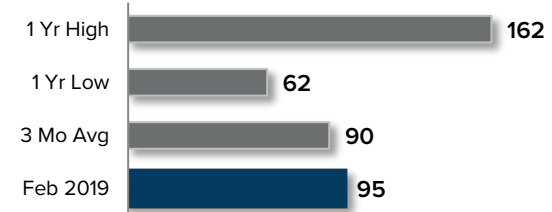


March 2019

## Median Sale Price **\$941,000**



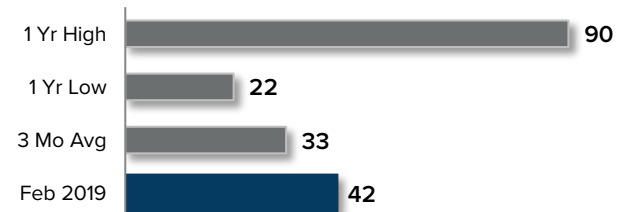
## # For Sale **95**



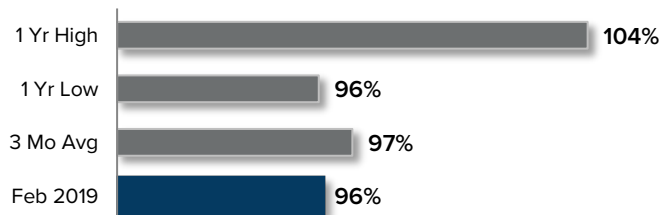
## Cost Per Square Foot **\$535**




## # of Pending Sales **42**



## Sale Price % of List Price **96%**



## Days on Market **72**



## Months of Inventory for Sale **2.3**

